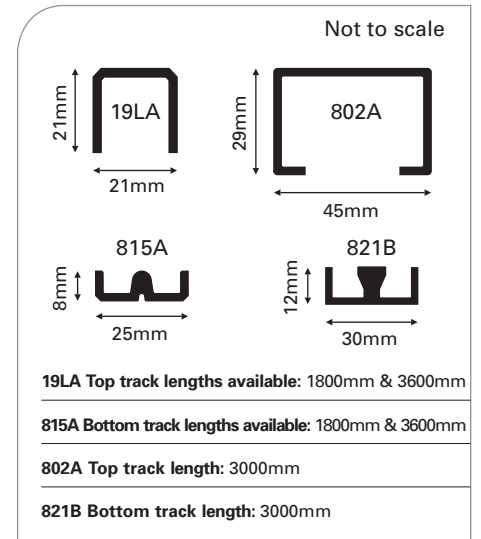


Vistaslide

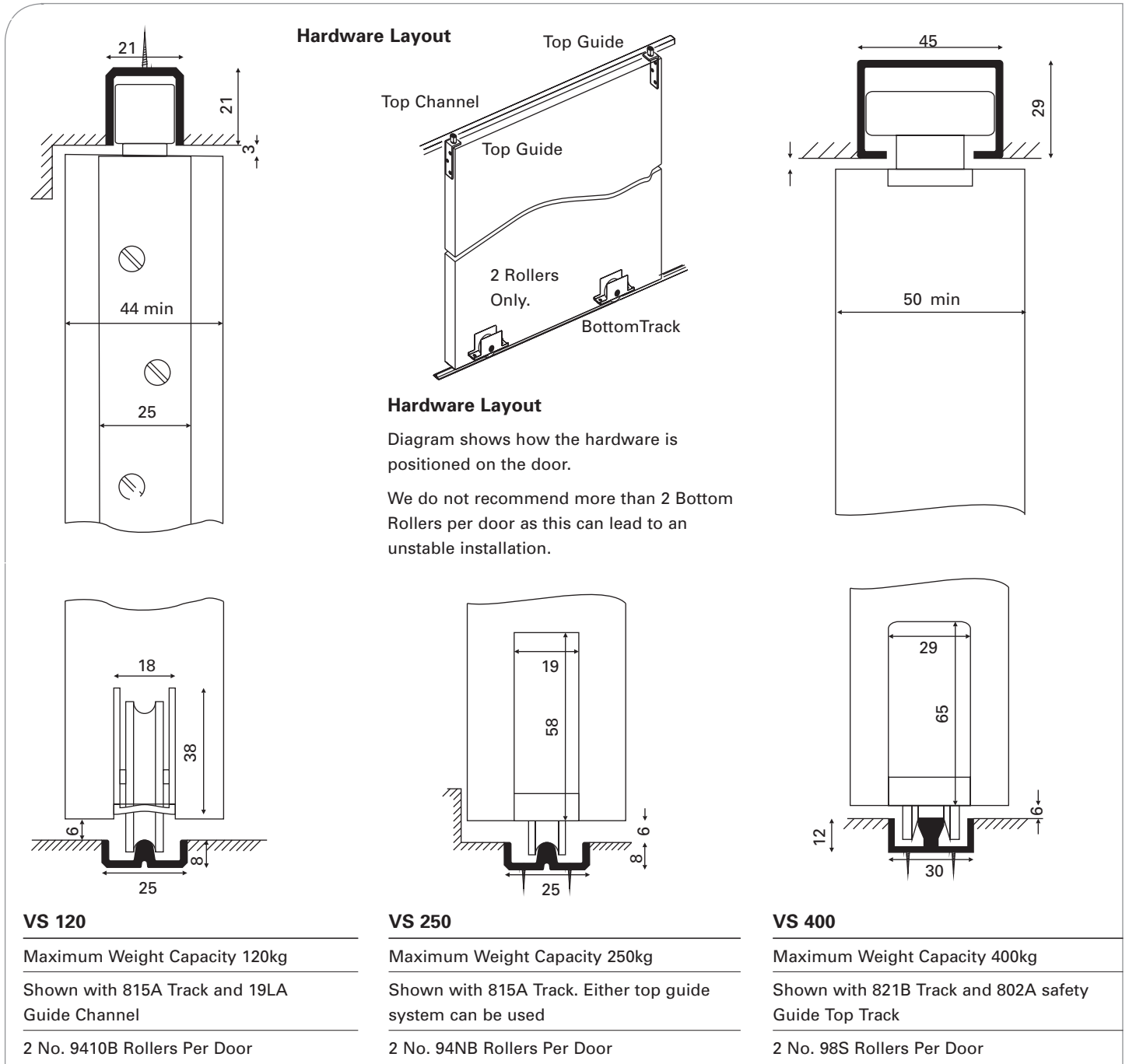


	VS120	VS250	VS400
Number of doors	1	1	1
Maximum door weight	120 kg	250 kg	400 kg
Maximum door width	1800 mm	2700 mm	3600 mm
Maximum opening width	1800 mm	2700 mm	3600 mm
Maximum door height	2400 mm	3000 mm	3500 mm
Minimum door thickness	44 mm	44 mm	50 mm

Vistaslide is a range of bottom rolling sliding door gear designed for large framed glazed doors in both residential and commercial environments. The rollers have sealed bearings and metal wheels. Guide rollers are nylon to aid in noise reduction and smoothness of operation. This system is sold in component form.



Ideal for: Sliding patio doors and showroom glazed sliding doors





815A Bottom Track

Available in 1800mm & 3600mm lengths
Silver or Gold Anodised Aluminium.



19LA Channel

Available in 1800mm & 3600mm lengths
Silver or Gold Anodised Aluminium.



Top Guide Systems For 19LA

83/19 Side Fix Top Guide 2 Per Door
40/19 Top Fix Guide 3 Per Door



821B Bottom Track

Available in 3000mm lengths
Brass




802A Top Safety Guide Track

Available in 3000mm lengths
Anodised Aluminium



805 Top Guide for 802A


Top fix Guide
2 Required per door



9410B Roller - Brass Wheel

Fit 2 per door - max 120 kg
Use with 815A Track


A 105 mm B 38 mm C 18 mm



94NB Roller - Brass Wheel

Fit 2 per door - max 250 kg
Use with 815A Track

A 133 mm B 57 mm C 19 mm



98S Roller - Steel Wheel

Fit 2 per door - max 400 kg
Use with 821B Track

A 232 mm B 65 mm C 29 mm