

Barrier~Sadev



Architectural Glass Hardware



Sadev articulated bolt



Sadev fixed bolt

Barrier Components Ltd was established in 1987 to supply specialist hardware to commercial and industrial trades.

We source only top quality components from manufacturers throughout the world whose products are the result of continuous development; functional yet well designed.

Over the past 2 years we have collaborated with Sadev of France who with 70 years of experience in the glazing industry has proved to be an ideal partner with us.

We trust that this publication offers a glimpse into the complete Sadev range which is available through us.

Telephone /

01708 891515

Fax /

01708 891516

Email /


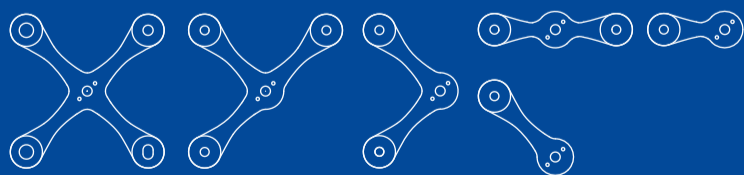
sales@barrier-components.co.uk

Web /

www.barrier-components.co.uk



Series S3006 spiders



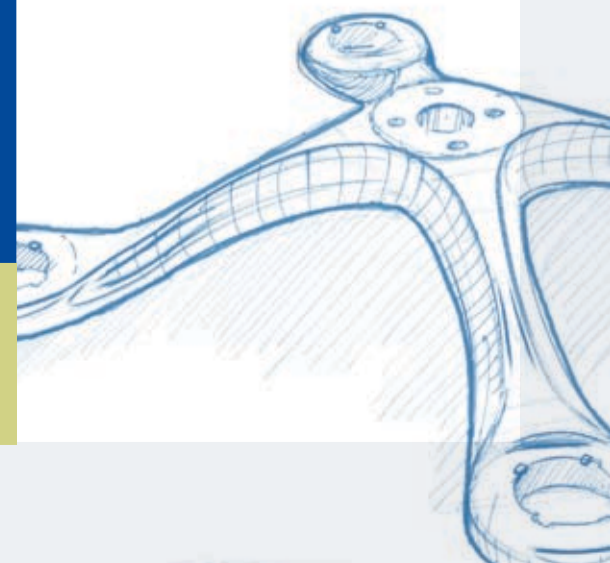
Anti-Rotation System

Sadev wanted to create a new Spider System combining aesthetic design, ease of installation and a high technical performance but at a competitive price. Thus the Series S3006 Spider is now available and is positioned between the Premium S3000 Spider and the Standard S3001 range.

Designed with Italian flair by Caesar Monti the natural curves and superb finish add a modern and distinctive detail to glass facades. The base material for the S3006 Spider is 316 grade stainless steel and 1, 2, 3 and 4 leg options are available.

The new Anti-Rotation fixing is not only adjustable but often alleviates the problems with preparation to the building or frame structure prior to installation.

* Aesthetic design, ease of installation and a high technical performance but at a competitive price.



order online /
barrier-components.co.uk

order by phone /
01708 891 515

Safco façade system

Sadev recently moved to their new "Glass Cube" offices which are a superb showcase for their products and technical ability. The glass construction is a completely new concept which presents the Safco Façade System.

It's a straightforward turnkey system for the construction of glass facades; a base structure in aluminium (including fastening brackets), spiders, swivels etc.

All that Sadev require to put forward a proposal are the dimensions of the façade (max. height 6.5m). They will prepare the calculations, installation drawings and the component listing. Sunshades can also be integrated into the system.

The standard colour for the Safco aluminium components is RAL9007. Other colours are available subject to special order.



✳ **Safco Façade System is a straightforward turnkey system for the construction of glass façades.**

Shower hinge system Series 54

With the demand for a shower hinge which offers "something different", Sadev designed the Series 54. Manufactured from brass with a superb polished chrome finish, these hinges are designed for 8mm and 10mm toughened glass. They feature slotted fixing plates for adjustment with clip-on covers. The other attraction is the countersunk inner button to give a flush finish which is not only aesthetically pleasing but also aids cleaning. A knob/finger pull is also available to match.



IN STOCK

Series 54 shower hinge system



**Request free copy of the
Barrier Shower Enclosure Catalogue**

Download: www.barrier-components.co.uk/brochures/



order online /
barrier-components.co.uk

order by phone /
01708 891 515

Sadev single point Balustrade fixing Series 00 01 10

These fittings are ideal for a minimal look when fixing Balustrade panels to a floor slab or stringer without the need for posts.

They are designed for high-end domestic applications (600 N/m).

They have been extensively tested by Sadev to support panels of toughened laminated glass in excess of 150kg, up to 1100mm wide x 1260mm high (6 no. fixings).

They are engineered from marine grade 316L stainless steel, are available in brushed or polished finish and can be adjusted horizontally, vertically and laterally by 5mm.

They are designed to suit standard glass thicknesses from 12mm to 31.52mm.



*** Ideal for a minimal look when fixing balustrade panels to a floor slab or stringer without the need for posts.**



Dual fin monty bracket

Monti Balustrade system Series 00 60 15

This system consists of the 'Dual Monti Fin Brackets' complete with 'FXV2001' or 'FXV2005' structural glass bolts fixed to 60 x 15mm flat posts.

They are designed for domestic applications (600 N/m) and office applications (1000 N/m).

They have been extensively tested by Sadev to support panels of toughened or toughened laminated glass up to 150kg and 1500mm wide x 1100mm high (4 no. fixings).

They are engineered from 220 grade brushed stainless steel and can be adjusted horizontally, vertically and laterally by 3 - 5mm.

They are designed to suit standard glass thicknesses 12mm to 25.52mm. The posts can be either side fixed to a floor slab or floor fixed.

Shark fin Balustrade system Series 00 120 10

This system consists of glass machine bolts fixing to 120 x 10mm shaped flat posts engineered from 220 grade brushed stainless steel.

They are designed for high-end domestic applications (600 N/m).

They have been extensively tested by Sadev to support panels of toughened or toughened laminated glass up to 80kg and 1000mm wide x 960mm high (4 no. fixings).

The posts can only be floor fixed, can be adjusted vertically by 3mm and are designed to suit standard glass thicknesses 12mm to 21.52mm.



NEW



**Request free copy of
the Sadev Decor range Catalogue**

Download: www.barrier-components.co.uk/brochures/

Portavant sliding door system



**IN
STOCK**

**Please view the Portavant video
on our website**

[www.barrier-components.co.uk/
hardware for glass/](http://www.barrier-components.co.uk/hardware-for-glass/)

Portavant is an innovative system which sets new standards for internal glass sliding doors. The extruded aluminium track height is only 70mm high with a gently curved cover profile. The engineered roller assemblies have precision ball bearing wheels with nylon tyres which have a very low initial roll resistance. The roller assemblies, together with the unique "softstop" and "autoclose" units are completely concealed within the track profile. The standard finish for this system is simulated brushed stainless steel.

Biloba self closing hinge

Biloba hydraulic self-closing hinges are designed for internal applications only. As the demand for glass doors in offices and homes increases, we can now offer an alternative to the traditional floor spring. The double action hinges are frame mounted and are suitable for 10mm/12mm glass. They are designed for doors from 800mm to 1000mm wide and weighing up to 100kg. The stock finish is simulated stainless steel.

For glass to glass applications, narrow doors or alternative finishes; please contact our sales office.



**IN
STOCK**



**Barrier Components Ltd, Unit 8 Dolphin Point,
Dolphin Way, Purfleet, Essex RM19 1NR**
www.barrier-components.co.uk